

August 22, 2019

The Manager – Listing National Stock Exchange of India Ltd. Exchange Plaza BandraKurla Complex Bandra (E), Mumbai -400051 <u>Scrip Code: PNBGILTS</u>	The Manager – Listing BSE Ltd. PhirozJeeJeebhoy Tower Dalal Street Mumbai- 400 001 <u>Scrip Code: 532366</u>
--	---

REF: Disclosure under Regulation 30 of SEBI (Listing Obligations and Disclosure Requirements) Regulations, 2015 (“the Listing Regulations”)**Sub: Information to the shareholders of PNB Gilts Limited (“the Company”)**

Dear Sir / Madam,


In reference to the captioned subject, and pursuant to the investors queries with regard to the inventories/ stock in trade, this is to inform all its shareholders and other stakeholders that the annual accounts for the year 2018-19 have been prepared as per Ind- AS which is applicable to the Company for the first time wherein is the company is not required to disclose the scrip wise details of its stock in trade/ inventories. Accordingly, the scrip wise details of stock in trade/ inventories have not been disclosed in its audited annual accounts for the year 2018-19 which are sent to all the members for adoption thereof at the ensuing Annual General Meeting to be held on August 28, 2019. In this regard, it is to submit and clarify that though not required but as a good governance practice and in the interest of all the stakeholders, the information of the Company’s inventories is enclosed herewith for your reference.

It may be noted that simultaneous disclosures are being made on the website of the Company for the stakeholders’ information.

This is for your information and records.

Thanking you.

Yours faithfully,
For PNB Gilts Ltd.


(Monika Kochar)
Company Secretary




Stock as on : 31.03.2019	
Security Symbol	Book Value (In Rs. lacs)
Security Type : Central Govt Special Security	
8.13% GOVERNMENT OF INDIA SPL 16-10-2021 OIL	7,156.96
Security Type : Central Govt. Dated Securities	
6.90% GOI 13-07-2019	377.98
10.03% GOI 09-08-2019	0.05
7.00% GOI 21-01-2021	66.73
8.35% GOI 14-05-2022	0.05
8.08% GOI 02-08-2022	5.12
7.37% GOI 16-04-2023	1,526.01
8.83% GOI 25-11-2023	7.27
8.15% GOI 24-11-2026	9,401.45
8.26% GOI 02-08-2027	20.81
7.17% GOI 08-01-2028	71,038.25
7.26% GOI 14-01-2029	69,596.25
7.95% GOI 28-08-2032	2,571.03
6.57% GOI 05-12-2033	4,540.06
7.40% GOI 09-09-2035	21,467.75
7.06% GOI 10-10-2046	18,183.91
6.84% GOI 19-12-2022	323.75
6.57% GOI 05-12-2033	4,343.27
7.73% GOI 19-12-2034	8,132.08
6.62% GOI 28-11-2051	898.12
Security Type : Floating Rate Notes	
0.00% GOVERNMENT OF INDIA FRN 07-11-2024	469.54
Security Type : State Govt. Loans	
7.55% WEST BENGAL SDL 17-04-2019	15,023.97
7.10% WEST BENGAL SDL 05-05-2019	7,494.13
7.82% PUNJAB SDL 24-06-2019	2,200.75
7.83% ANDHRA PRADESH SDL 24-06-2019	148.99
7.83% GUJARAT SDL 24-06-2019	98.28
7.97% UTTAR PRADESH SDL 08-07-2019	2,506.03
7.96% WEST BENGAL SDL 08-07-2019	2,505.90
7.93% ANDHRA PRADESH SDL 08-07-2019	4,511.94
7.77% PUNJAB SDL 30-07-2019	8,423.57
7.77% RAJASTHAN SDL 30-07-2019	947.10
8.14% MAHARASHTRA SDL 23-09-2019	255.08
7.70% WEST BENGAL SDL 23-09-2019	100.46
8.31% UTTAR PRADESH SDL 04-10-2019 SPL	519.66
8.27% MAHARASHTRA SDL 07-10-2019	512.51
8.03% PUNJAB SDL 25-11-2019	152.81
8.10% WEST BENGAL SDL 25-11-2019	817.53
8.27% GUJARAT SDL 09-12-2019	102.96
8.37% PUNJAB SDL 23-12-2019	825.68
8.40% ASSAM SDL 03-02-2020	505.81




8.51% GOA SDL 10-03-2020	103.69
8.53% MAHARASHTRA SDL 10-03-2020	513.21
8.08% ODISHA SDL 11-03-2020	505.23
8.39% ANDHRA PRADESH SDL 25-03-2020	185.11
8.57% ANDHRA PRADESH SDL 13-04-2020	152.40
8.05% RAJASTHAN SDL 25-05-2020	505.36
8.09% TAMIL NADU SDL 09-06-2020	201.30
8.15% GUJARAT SDL 07-07-2020	143.45
8.32% GUJARAT SDL 04-08-2020	2,022.08
8.39% MAHARASHTRA SDL 08-09-2020	101.00
8.40% PUNJAB SDL 08-09-2020	521.47
8.38% GUJARAT SDL 22-09-2020	208.60
8.35% GUJARAT SDL 06-10-2020	357.86
6.81% MAHARASHTRA SDL 25-10-2020	4,943.02
8.51% GUJARAT SDL 27-10-2020	52.43
6.81% MAHARASHTRA SDL 08-11-2020	14,841.68
8.44% PUNJAB SDL 10-11-2020	313.84
8.42% KARNATAKA SDL 10-11-2020	313.63
6.83% PUNJAB SDL 11-11-2020	5,365.18
8.40% GUJARAT SDL 24-11-2020	104.21
7.48% KARNATAKA SDL 19-12-2020	6,967.03
7.64% CHATTISGARH SDL 02-01-2021	2,511.24
8.39% TAMIL NADU SDL 05-01-2021	101.00
6.90% PUNJAB SDL 11-01-2021	2,002.44
7.56% ANDHRA PRADESH SDL 14-02-2021	2,500.75
7.78% HIMACHAL PRADESH SDL 07-03-2021	100.62
8.36% GUJARAT SDL 16-03-2021	104.14
7.55% MAHARASHTRA SDL 21-03-2021	6,482.13
7.99% PUNJAB SDL 15-06-2021	12,602.58
6.94% ODISHA SDL 26-07-2021	12,320.10
7.90% CHATTISGARH SDL 28-11-2021	7,154.99
7.48% CHATTISGARH SDL 06-03-2022	5,588.80
6.93% MAHARASHTRA SDL 09-08-2022	16,423.80
8.37% ODISHA SDL 29-08-2022	5,094.87
8.68% BIHAR SDL 09-01-2023	5,690.39
8.63% MAHARASHTRA SDL 09-01-2023	655.89
8.59% ANDHRA PRADESH SDL 23-01-2023	1,562.87
8.60% KERALA SDL 23-01-2023	516.26
8.56% RAJASTHAN SDL 23-01-2023	574.54
8.21% RAJASTHAN SDL 31-03-2023 UDAY	772.40
8.18% HARYANA SDL 15-06-2024 UDAY	160.08
8.18% JAMMU AND KASHMIR SDL 27-05-2025	798.87
8.34% UTTAR PRADESH SDL 13-01-2026	1,931.05
7.98% GUJARAT SDL 11-05-2026	7,005.51
8.44% PUNJAB SDL 07-03-2028	300.34
8.63% RAJASTHAN SDL 03-09-2028	3,624.09
8.17% GUJARAT SDL 19-12-2028	1,008.14
8.08% TAMIL NADU SDL 26-12-2028	1,503.73



8.25% GUJARAT SDL 02-01-2029	1,013.49
8.28% GUJARAT SDL 13-02-2029	703.14
8.30% KARNATAKA SDL 20-02-2029	1,523.04
8.44% WEST BENGAL SDL 27-02-2029	2,048.22
8.45% UTTAR PRADESH SDL 27-02-2029	2,560.28
8.39% BIHAR SDL 13-03-2029	2,848.79
8.22% KARNATAKA SDL 30-01-2031	505.76
8.47% WEST BENGAL SDL 06-03-2034	4,525.82
8.31% UTTAR PRADESH SDL 29-07-2025	95.06
7.97% TAMIL NADU SDL 14-10-2025	204.40
8.01% PUNJAB SDL 14-10-2025	500.25
7.98% KARNATAKA SDL 14-10-2025	1,000.50
8.22% WEST BENGAL SDL 09-12-2025	8.60
8.22% TAMIL NADU SDL 09-12-2025	210.10
8.22% KARNATAKA SDL 09-12-2025	158.00
8.23% UTTAR PRADESH SDL 09-12-2025	500.25
7.86% WEST BENGAL SDL 13-07-2026	2,001.65
7.86% UTTAR PRADESH SDL 13-07-2026	3,001.65
6.85% RAJASTHAN SDL 30-11-2026	1,500.87
7.31% MEGHALAYA SDL 23-08-2027	2,502.20
7.42% PUNJAB SDL 13-09-2027	2,506.32
7.44% JAMMU AND KASHMIR SDL 13-09-2027	2,509.48
Security Type : Treasury Bills	
91 D TB 18-04-2019	149.55
91 D TB 25-04-2019	4.78
182 D TB 10-05-2019	19.45
364 D TB 23-05-2019	314.36
182 D TB 23-05-2019	230.73
91 D TB 30-05-2019	94.92
182 D TB 30-05-2019	169.62
91 D TB 06-06-2019	197.72
364 D TB 13-06-2019	178.62
91 D TB 27-06-2019	8,523.43
182 D TB 27-06-2019	654.06
364 D TB 04-07-2019	15,966.12
182 D TB 25-07-2019	525.97
364 D TB 01-08-2019	146.46
364 D TB 15-08-2019	487.18
364 D TB 06-09-2019	25,489.28
364 D TB 13-09-2019	6,136.57
364 D TB 20-09-2019	13,924.67
364 D TB 03-10-2019	14,431.01
364 D TB 10-10-2019	8,723.09
364 D TB 31-10-2019	96.36
364 D TB 14-11-2019	65.97
364 D TB 21-11-2019	2,658.95
364 D TB 28-11-2019	19,112.14
364 D TB 05-12-2019	190.94



364 D TB 12-12-2019	2,976.84
364 D TB 26-12-2019	30,418.02
364 D TB 13-02-2020	10,414.76
Security Type : Bonds	
9.75% S.MAHESH HYDERO POWER BS 05-02-2022	136.36
Security Type : Certificate of Deposit	
0.00% IDFC BANK LTD CD 04-04-2019	19,980.52
0.00% AXIS BANK LTD CD 08-04-2019	19,965.65
0.00% PUNJAB NATIONAL BANK CD 09-04-2019	9,980.13
0.00% INDUSIND BANK LIMITED CD 29-04-2019	4,963.85
0.00% PUNJAB NATIONAL BANK CD 27-05-2019	9,860.17
Security Type : Debenture	
8.48% BAJAJ FINANCE LTD DB 19-07-2019	9,953.77
9.60% SREI EQUIPMENT FINANCE LTD DB 25-05-2028 NC	2,327.84
9.05% HDFC LTD. DB 16-10-2028	206.47
Security Type : Non Convertible Debentures	
8.10% RELIANCE JIO INFOCOMM LTD. NCDB 29-04-2019 NC(CORP)	9,444.85
7.8125% LIC HOUSING FINANCE LTD NCDB 15-05-2019	993.95
7.60% MAHINDRA & MAHINDRA FINANCIAL SERVICES LTD DB 03-06-2019 NC	3,512.74
7.70% TATA CAPITAL FINANCIAL SERVICES LTD. DB 10-07-2019 NC	5,000.00
7.67% TATA CAPITAL FINANCIAL SERVICES LTD. DB 18-07-2019 NC	5,000.91
9.05% DEWAN HOUSING FINANCE CORPORATION L DB 09-09-2019 NC	2,491.97
7.95% HDFC LTD. DB 23-09-2019 NC	2,477.76
8.61% LIC HOUSING FINANCE LTD DB 11-12-2019 NC	1,507.49
8.5855% ADITYA BIRLA FINANCE LTD. NCDB 27-12-2019	10,000.31
8.70% RELIANCE HOME FINANCE LIMITED DB 03-01-2020 NC	2,480.94
8.65% INFRASTRUCTURE DEVELOPMENT FINANCE CO. LTD. DB 24-05-2020 N	999.80
8.80% HDFC LTD. NCDB 18-06-2020	5,035.62
7.30% POWER FINANCE CORPORATION LIMITED NCDB 30-06-2020	9,909.68
7.50% BAJAJ FINANCE LTD DB 10-08-2020 NC	7,469.12
7.39% MAHINDRA & MAHINDRA FINANCIAL SERVICES LTD DB 22-12-2020 NC	5,000.00
8.58% HDFC LTD. NCDB 18-03-2022	5,001.50
8.37% RURAL ELECTRIFICATION CORPORATION NCDB 07-12-2028	619.98
8.65% RELIANCE INDUSTRIES LIMITED NCDB 11-12-2028	1,505.49
8.41% HUDCO NCDB 15-03-2029 GOI	4,502.44
8.12% NHPC LIMITED NCDB 22-03-2029 GOI	5,000.00
8.70% LIC HOUSING FINANCE LTD NCDB 23-03-2029	6,075.39
9.10% POWER FINANCE CORPORATION LIMITED NCDB 25-03-2029	7,200.00
8.30% RURAL ELECTRIFICATION CORPORATION LIMITED NCDB 25-03-2029 GOI	5,000.00
8.30% INDIAN RAILWAY FINANCE CORPORATION NCDB 25-03-2029	5,000.00
8.55% HDFC LTD. NCDB 27-03-2029	2,970.00
8.15% NABARD NCDB 28-03-2029 GOI	2,504.98
8.23% INDIAN RAILWAY FINANCE CORPORATION NCDB 29-03-2029	2,500.00
8.20% NABARD NCDB 28-03-2034 GOI	1,602.13
8.1790% NATIONAL HIGHWAYS AUTHORITY OF INDIA NCDB 29-03-2049	500.00
Security Type : PSU Bonds Tax Free	
6.72% INDIAN RAILWAY FINANCE CORPORATION PF 20-12-2020 N	1,500.00
Security Type : PSU Bonds Taxable	



7.47% POWER FINANCE CORPORATION PT 16-09-2021 nc	2,493.65
8.57% RURAL ELECTRIFICATION CORPORATION LIMITED PT 21-12-2024 NC	9.96
Security Type : Equity	
HDFC	39.06
HCLTECH	25.30
INFY	21.80
LT	20.64
TECHMSPLIT	23.66
MARUTI	21.59
HINDUNILVR	53.75
M&M	27.56
ITC	35.65
Security Type : State Govt. Loans (Hedge)	
6.81% MAHARASHTRA SDL 08-11-2020	14,841.68
8.36% MADHYA PRADESH SDL 16-03-2021	10,067.50
7.99% PUNJAB SDL 15-06-2021	20,164.13
7.86% ASSAM SDL 02-01-2022	2,507.25
7.48% CHATTISGARH SDL 06-03-2022	10,010.50
Security Type : Non Convertible Debentures (Hedge)	
7.28% HDB FINANCIAL SERVICES LTD DB 28-08-2019 NC	4,960.24
9.05% DEWAN HOUSING FINANCE CORPORATION L DB 09-09-2019 NC	2,516.58
7.42% HDB FINANCIAL SERVICES LTD DB 31-10-2019 NC	4,961.50
7.50% BAJAJ FINANCE LTD DB 02-12-2019 NC	4,975.94
7.50% HDB FINANCIAL SERVICES LTD DB 03-01-2020 NC	2,487.75

